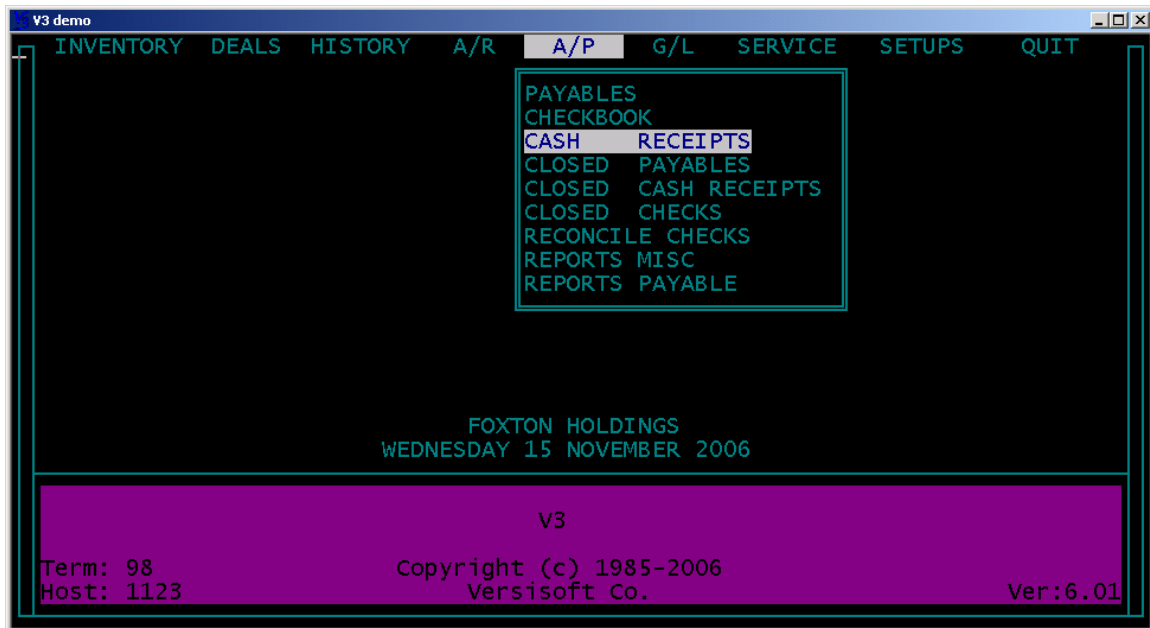


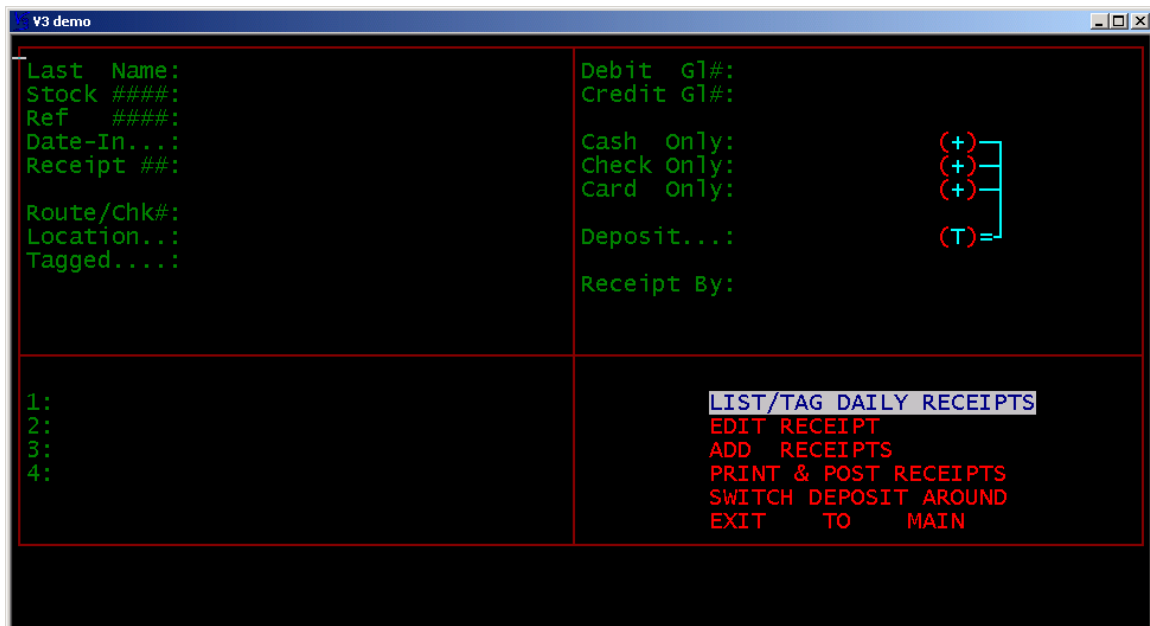


## CASH RECEIPTS

The **CASH RECEIPTS** module is a temporary file that holds the daily funds received in for deposit. All transactions cleared from the **A/R** module flow to the **CASH RECEIPTS** waiting to be batched or sent individually to the **CHECKBOOK** register.



To view the daily **CASH RECEIPTS** highlight and press enter.



Highlight and press enter on **LIST/TAG DAILY RECEIPTS**.

Receipt#	Stkno	DateIn	Vender/Name	Amount	Locate	Check##	(Ta
1197	0	01/04/2001	DEPOSIT	-500.00	USED CARS	12342134	
1199	541	01/15/2001	JEFF	256.71	USED CARS		
1201	4	01/15/2001	THOMAS	418.75	NEW CARS		
1202	4	01/15/2001	THOMAS	12788.75	NEW CARS		
1204	5002	01/17/2001	JOHN	-211.78	USED CARS		
1207	17520	05/07/2001	PAYHERE	308.24	USED CARS	3245345	
1208	17520	05/07/2001	PAYHERE	308.24	USED CARS		
0	3053	04/15/2002	G. A. A. C	8.00	USED CARS		
1209	17520	07/16/2002	PAYHERE	308.24	USED CARS	4567437	
1210	17520	07/16/2002	PAYHERE	308.24	USED CARS		
1211	17520	07/16/2002	PAYHERE	308.24	USED CARS	67856	
1215	16	10/30/2002	AAAA	276.99	USED CARS		
1216	7	11/09/2002	CLINTON	207.66	USED CARS		
1217	17541	11/20/2002	WASHINGT	7402.50	KEV'S	1123	
1218	16	12/28/2002	AAAA	276.99	USED CARS		

The total or **TAGGED** amount will be sent to **CHECKBOOK** register upon posting.

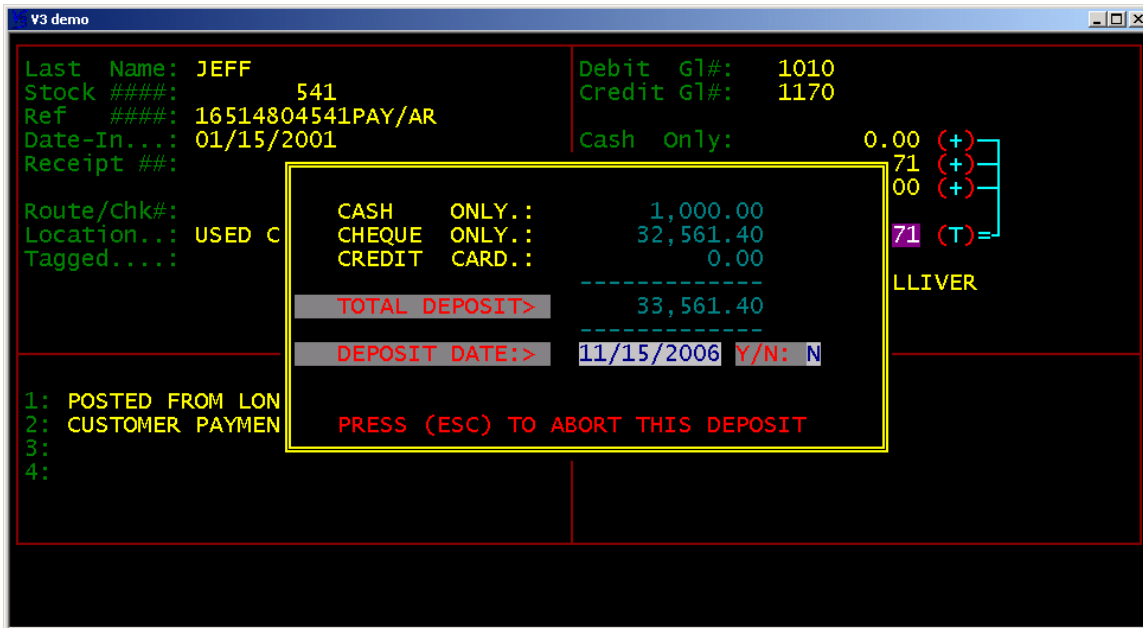
Last Name: DEPOSIT  
 Stock #: 0  
 Ref #: 164841630CASH/R  
 Date-In: 01/04/2001  
 Receipt #: 1197  
 Route/Chk#: 12342134  
 Location: USED CARS  
 Tagged:

Debit Gl#: 1010  
 Credit Gl#: 1010  
 Cash Only: 0.00 (+)  
 Check Only: -500.00 (+)  
 Card Only: 0.00 (+)  
 Deposit...: -500.00 (T)=  
 Receipt By: MARTYN OLLIVER

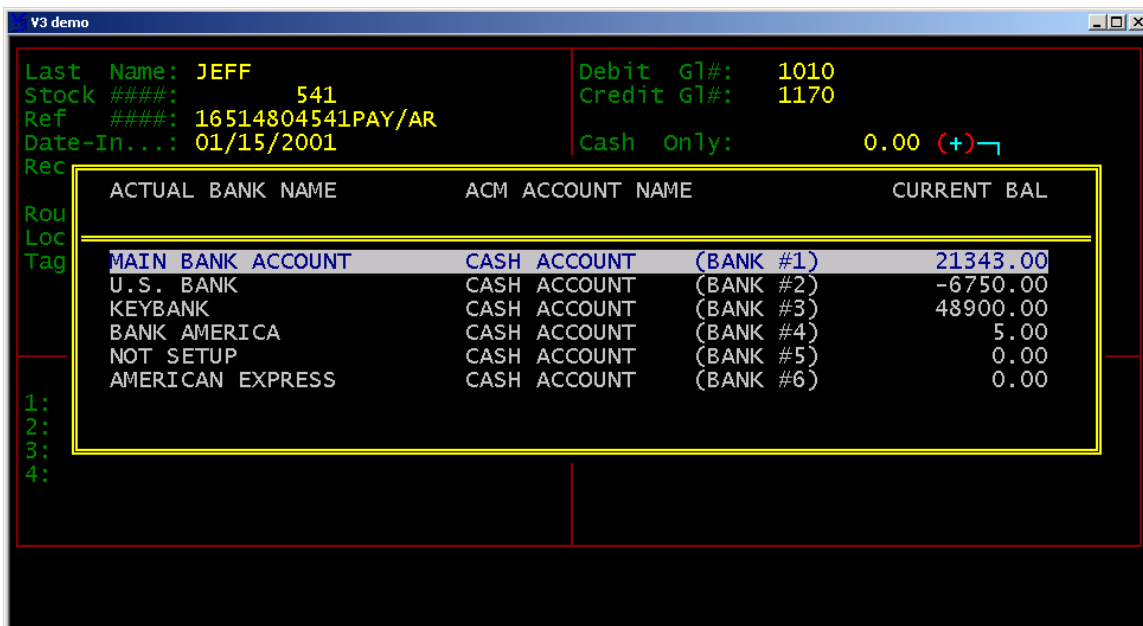
1: Edit receipt information only.  
 2: Add new receipt directly to module.  
 3: Print/Post TAGGED transactions.  
 4: Switches money from cash to check or credit card.

LIST/TAG DAILY RECEIPTS  
 EDIT RECEIPT  
 ADD RECEIPTS  
 PRINT & POST RECEIPTS  
 SWITCH DEPOSIT AROUND  
 EXIT TO MAIN

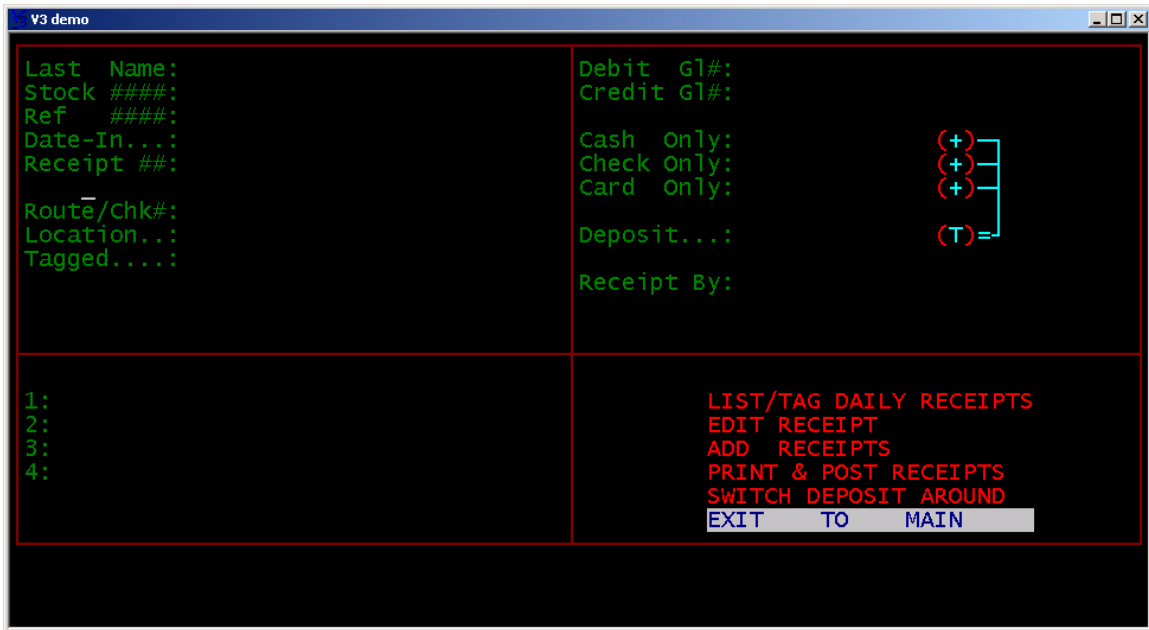
To **POST** or **PRINT** deposit, highlight and press enter on **PRINT & POST RECEIPTS**.



Verify the amount and date of posting transaction by entering “Y” for yes and press enter.



Highlight the **CHECKBOOK** register for deposit and press enter. The transactions will now be cleared from the **CASH RECEIPTS** module and posted to the **CHECKBOOK** register. A copy of the transactions will be saved in **CLOSED CASH RECEIPTS**.



**EXIT TO MAIN:** Exits you to the main menu.

V3 software notes:

---

---

---

---

---